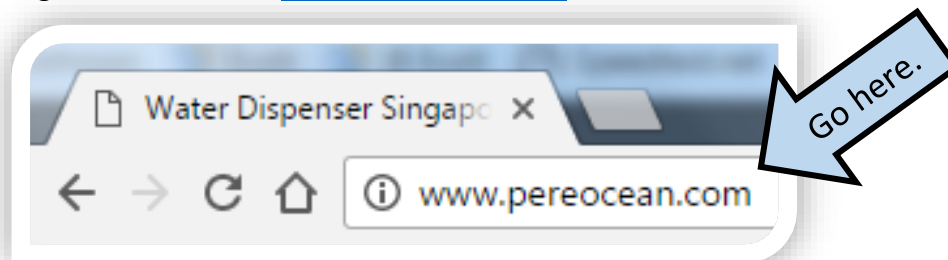


HOW TO PLACE ORDER VIA WEBSITE

*****Note:** Before you can proceed to the following steps, please make sure your email address or mobile number is registered in our system.

To register, please send the following information: Account code, email address or mobile number to updates@pereoocean.com, alternatively please call at 3157-1688.

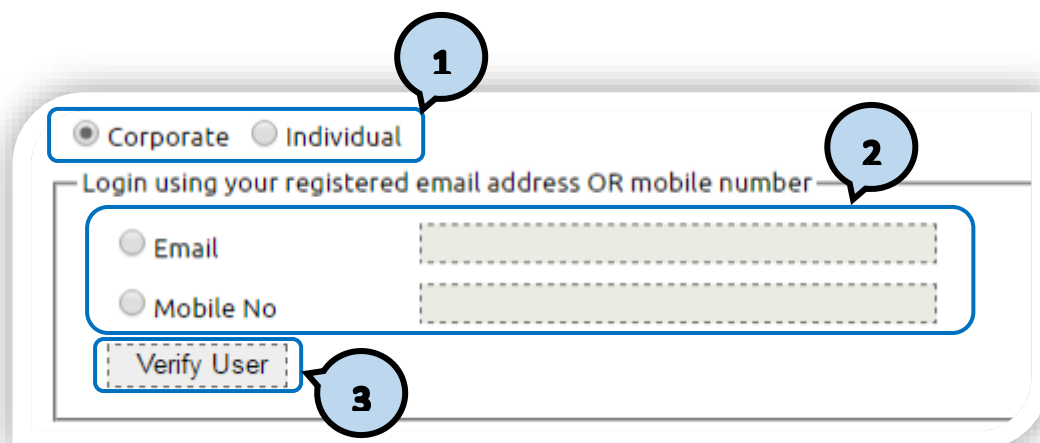
1. Please go to our website: www.pereoocean.com.



2. **Customer Online Order** – From the main page of our website www.pereoocean.com. Please click either “Customer Online Order” or “Customer Account Login” to go to web online ordering page.



3. **Customer Portal** – Please click “**Corporate**” if your account is for company, otherwise please click “**Individual**” for home users account.



The screenshot shows a login form with the following elements:

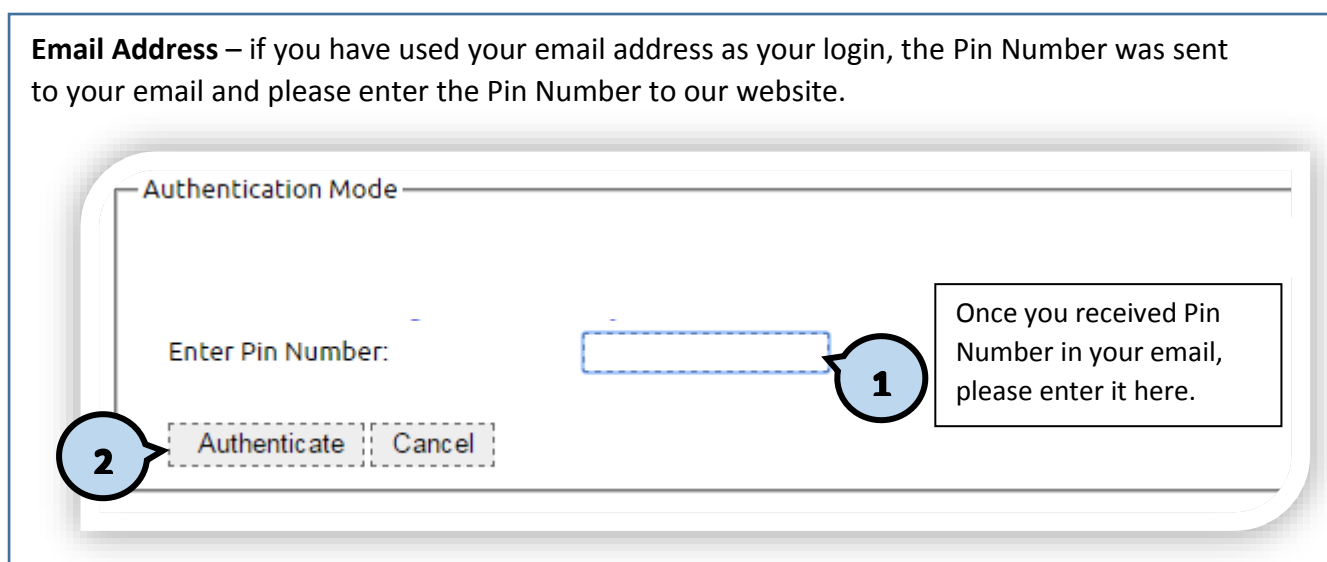
- Callout 1:** Points to the radio buttons for "Corporate" (selected) and "Individual".
- Callout 2:** Points to the text "Login using your registered email address OR mobile number".
- Callout 3:** Points to the "Verify User" button.

Below the callouts, the form contains:

- Radio buttons for "Email" and "Mobile No" with corresponding input fields.
- A "Verify User" button.

4. **Authentication Mode** – If you have entered your email address please enter your Pin Number, otherwise please SMS the Pin Number displayed in the website to **84929482**.

Email Address – if you have used your email address as your login, the Pin Number was sent to your email and please enter the Pin Number to our website.



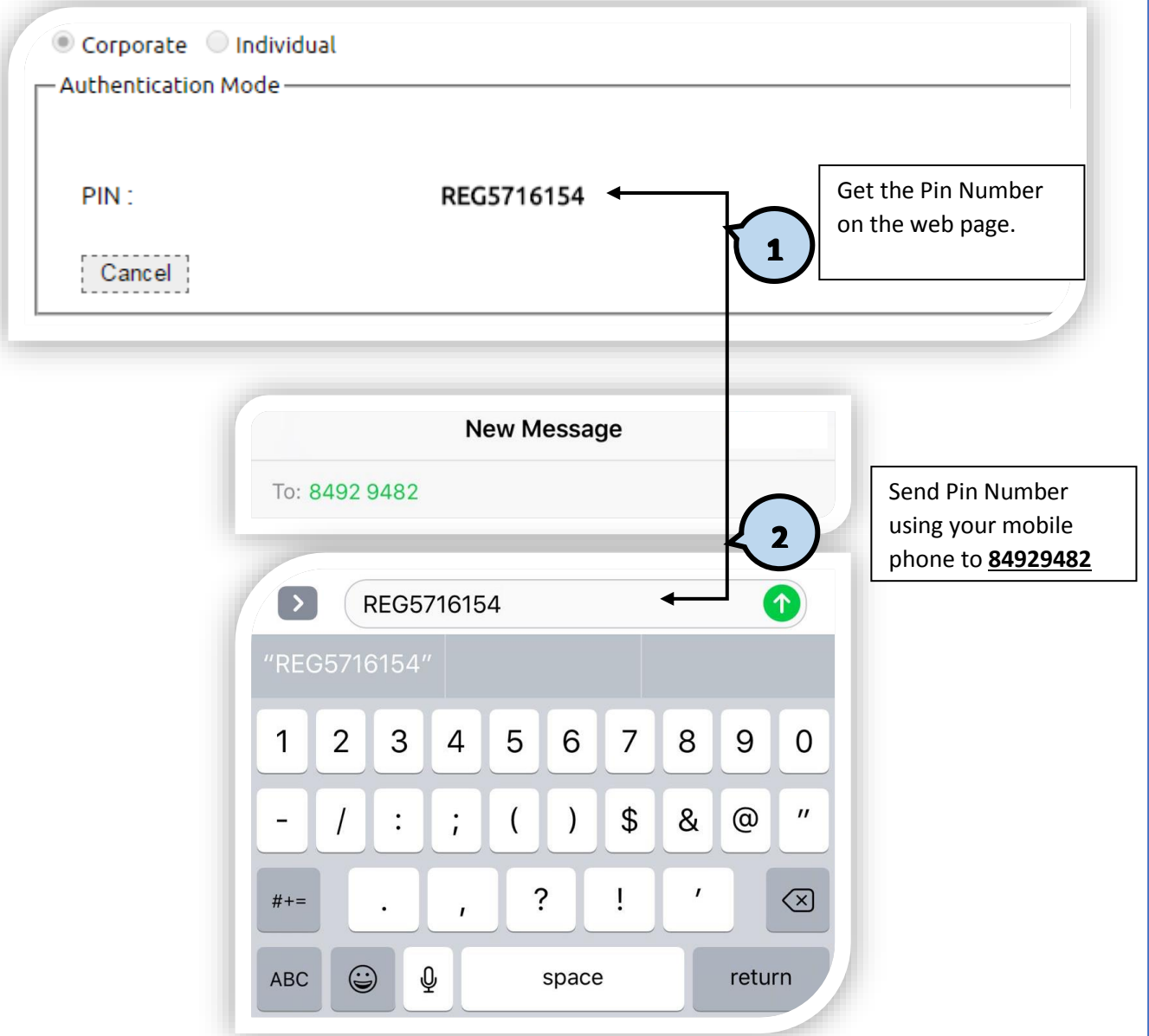
The screenshot shows the "Authentication Mode" form with the following elements:

- Callout 1:** Points to the "Enter Pin Number:" input field. A text box next to it says: "Once you received Pin Number in your email, please enter it here."
- Callout 2:** Points to the "Authenticate" button.

Below the callouts, the form contains:

- The text "Authentication Mode" at the top.
- The label "Enter Pin Number:" followed by an input field.
- Buttons for "Authenticate" and "Cancel".

Mobile Number – if you have used your mobile number as your login, the Pin Number will display to our web page and please send the PIN Number to **84929482**.



Corporate Individual

Authentication Mode

PIN : REG5716154

Cancel

Get the Pin Number on the web page.

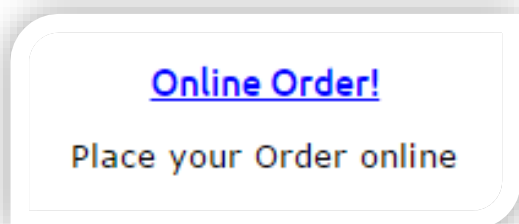
New Message

To: 8492 9482

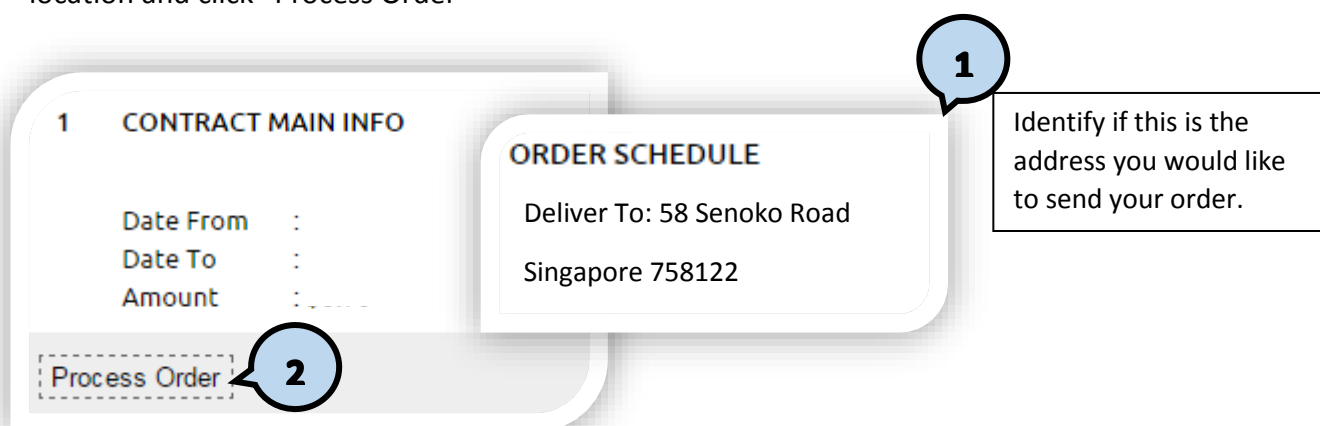
REG5716154

Send Pin Number using your mobile phone to **84929482**

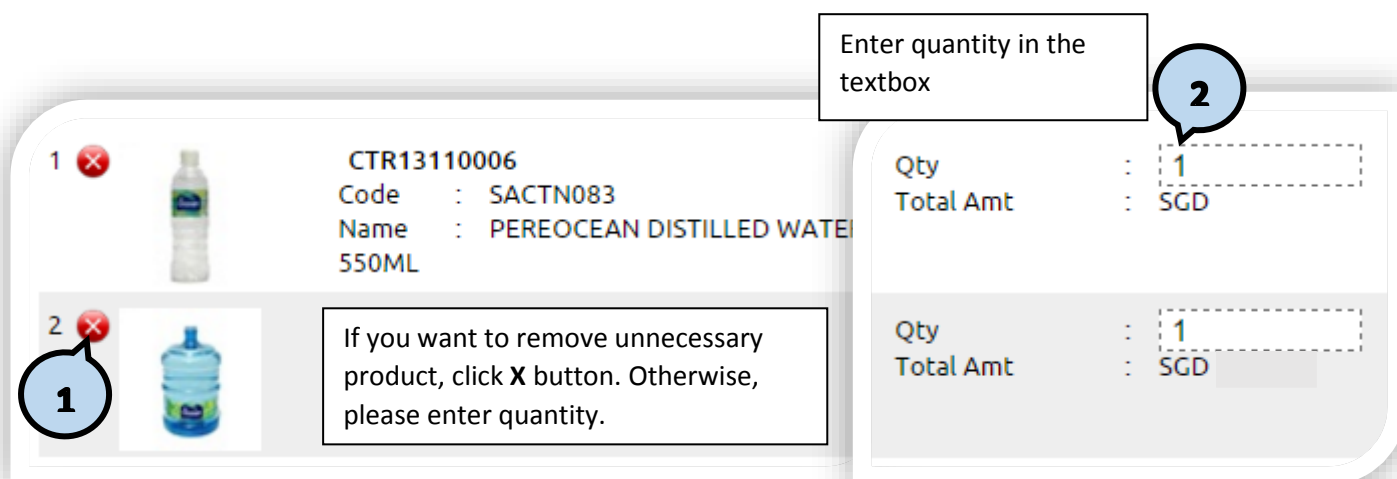
5. **Online Order** – To process order, please click Online Order



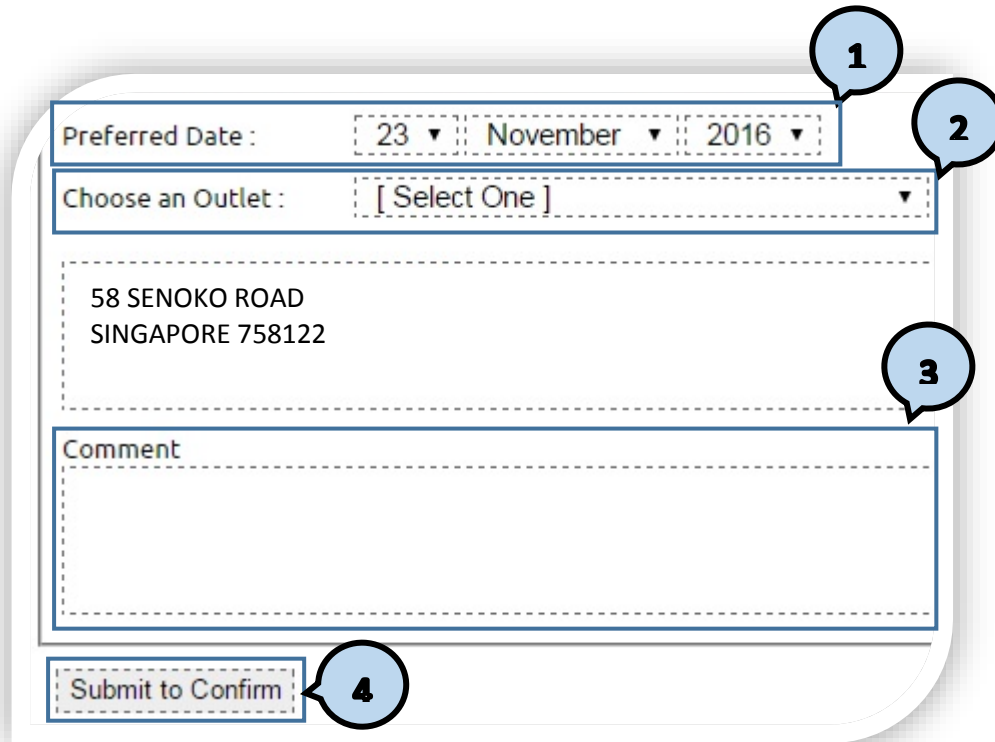
6. **Process Order** – From the contract list, select the contract with your desired address / location and click “Process Order”



7. **Order Items List** – To remove unnecessary product, click **X** button and enter quantity



8. **Submit Order** – Choose delivery date, delivery address, and indicate your comment if any and click “Submit to confirm” and click “Finish” after your order has been completed.



The image shows a web form for submitting an order. It includes a date picker, an outlet selection dropdown, a text area for the address, a comment text area, and a 'Submit to Confirm' button. Numbered callouts (1-4) highlight the date picker, outlet dropdown, address text area, and the submit button respectively.

1 Preferred Date : 23 ▾ November ▾ 2016 ▾

2 Choose an Outlet : [Select One] ▾

3 58 SENOKO ROAD
SINGAPORE 758122

Comment

4 Submit to Confirm